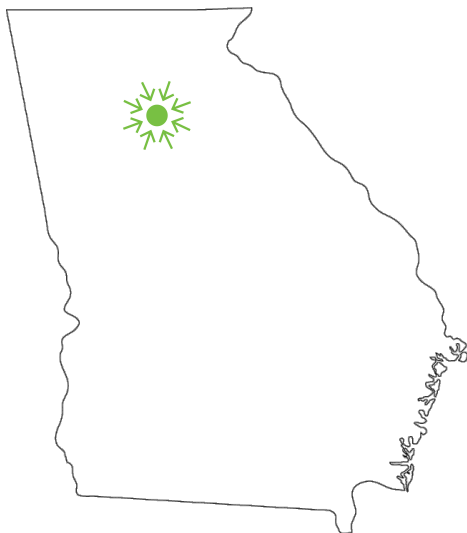


Discover



State of Georgia

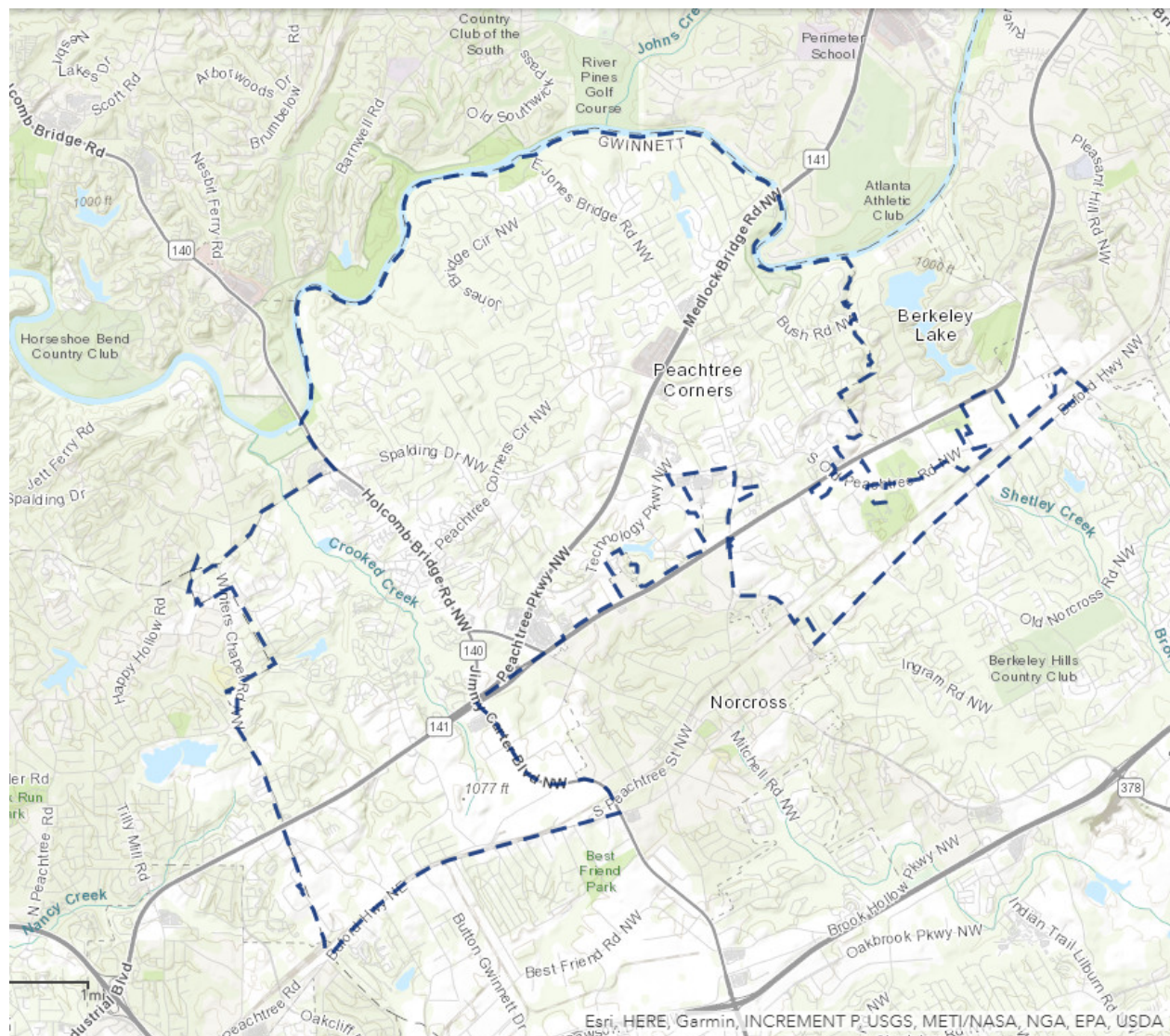
Population 10.3 million

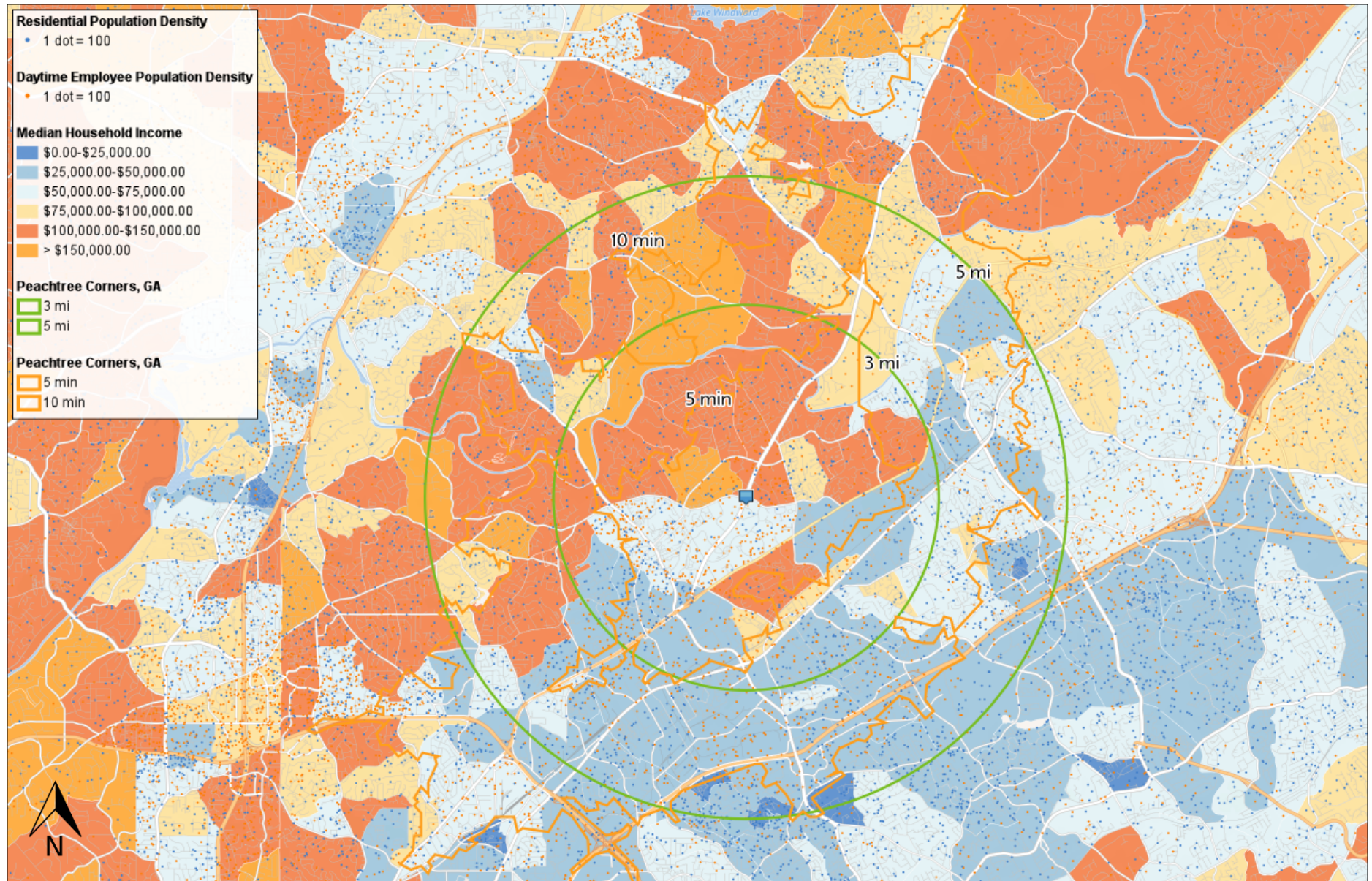
Atlanta-Sandy Springs-Roswell

CBSA 5,781,906

Peachtree Corners, GA

Population





Discover: Drive Time & Radius - Sprouts



Category	5-Mile Radius	10-Mile Radius	15-Mile Radius	10-Minute Drive Time	20-Minute Drive Time	30-Minute Drive Time
Current Year Estimated Population	18,614	25,737	35,906	18,879	32,240	43,946
Number of Households	7,058	9,651	13,290	7,084	11,997	16,081
Projected Annual Growth (5 YR)	-3.23%	-3.72%	-4.19%	-3.27%	-4.07%	-4.27%
Median HH Income 2017	\$32,824	\$32,265	\$30,482	\$32,941	\$30,345	\$29,728
Current Year Average Age	36.9	37.2	37.2	37	37.2	37.2
Average Home Value	\$129,112	\$119,060	\$109,403	\$128,614	\$112,399	\$105,717
Current Year % Bachelor's Degree	27%	24%	21%	27%	22%	19%
Daytime Population	25,852	32,886	44,625	26,055	39,708	51,603
Labor Force	8,432	11,196	14,551	8,518	13,525	17,692

Discover: Drive Time & Radius - Target



Category	5-Mile Radius	10-Mile Radius	15-Mile Radius	10-Minute Drive Time	20-Minute Drive Time	30-Minute Drive Time
Current Year Estimated Population	18,614	25,737	35,906	18,879	32,240	43,946
Number of Households	7,058	9,651	13,290	7,084	11,997	16,081
Projected Annual Growth (5 YR)	-3.23%	-3.72%	-4.19%	-3.27%	-4.07%	-4.27%
Median HH Income 2017	\$32,824	\$32,265	\$30,482	\$32,941	\$30,345	\$29,728
Current Year Average Age	36.9	37.2	37.2	37	37.2	37.2
Average Home Value	\$129,112	\$119,060	\$109,403	\$128,614	\$112,399	\$105,717
Current Year % Bachelor's Degree	27%	24%	21%	27%	22%	19%
Daytime Population	25,852	32,886	44,625	26,055	39,708	51,603
Labor Force	8,432	11,196	14,551	8,518	13,525	17,692